



**SAN JUAN HILLS WOMEN'S GOLF CLUB**  
**LOCAL RULES**  
**AND**  
**HOLE BY HOLE RULES PLAYING GUIDE**  
**Updated January 2024**

# SAN JUAN HILLS WOMEN'S GOLF CLUB

## LOCAL RULES AND HOLE BY HOLE RULES PLAYING GUIDE

### TABLE of CONTENTS

<u>SECTIONS</u>	<u>PAGE #S</u>
HOLE BY HOLE PLAYING INFORMATION	3-5
USGA AND LOCAL RELIEF RULES	6-19
RULES RELATED TO PROCEDURE OF PLAY	10
ILLUSTRATIONS	11-12

All members of San Juan Hill Women's Golf Club should be aware of and follow the USGA Rules of Golf. When members are competing in tournament play, it is mandatory that all players apply USGA and LOCAL Rules to like situations. It is advisable that all members read and carry a current USGA Rule Book while playing. A searchable version of the USGA Rule Book is also available as a free download on your smart phone.

This document describes local situations and the application of the USGA and LOCAL rules to those situations on a hole-by-hole basis

### ABBREVIATIONS AND ACRONYMS

**GR (GR):** GENERAL RULE

**LR (LR):** LOCAL RULE

**LWH (LWH):** LATERAL WATER HAZARD (Red Stakes)

**NPR (NPR)** NEAREST POINT OF RELIEF

**O.B. (O.B.)** OUT OF BOUNDS

**WH (WH):** WATER HAZARD (Yellow Stakes)

**USGA (USGA):** UNITED STATES GOLF ASSOCIATION RULES OF GOLF

**STROKE AND DISTANCE:** PENALTY ASSESSED TO BALL LOST OR OUT OF BOUNDS. (One Stroke Penalty plus rehit from original spot)

**CLOSELY MOWN AREA:** The grass area commonly referred to as "fairway".

### Document Revision History:

- 1983 – Local Rules Creation and Board Approval
- 2011 – Revision (Dean, Church, Healion)
- 2015 – Revision (Fong)
- 2018 - Revision (Hobbs)
- 2023 - Revision (Licerio)

## **HOLE BY HOLE PLAYING INFORMATION**

- ❖ All Cart Paths are played as Obstructions - One-Club Length Relief –NPR, no closer to the hole.
- ❖ O.B. defined by white stakes or boundary fences, chains, and walls – replay under Stroke and Distance Penalty procedure.

### **Hole #1**

- A. The Lake, surrounding flower beds, and rock treatments will be played as Water Hazard. Ball going into the water hazard has the option of using the Drop Zone, referred to as “the Bear”, or replayed from the tee box. The use of Drop Zone is only available during weekly games but not major tournaments.
- B. The right side of Lake has red lateral hazard stakes which applies to #9-Hole. Ball entering the lake from Hole #1 should be played under Water Hazard relief options.
- C. Embankment area behind green is O.B. as indicated by the O.B. stakes. Ball replayed from spot where original ball was played. (Penalty - Stroke and Distance).

### **Hole #2**

- A. The left side of fairway is O.B. as indicated by the O.B. stakes.
- B. Ball on cart path beyond green: may take relief on 180-degree arc or nearest drop circle. No penalty. (see Illustration #2)
- C. Anywhere over the cart path behind the green is O.B. (Penalty - Stroke and Distance). If the ball should roll down the cart path on the way to hole #3, it is O.B.

### **Hole #3**

- A. Lateral Water Hazard on right.
- B. Natural drainage ditch and cement drain on right are Obstructions. (Free Drop).
- C. Right side of fairway is O.B. (Penalty - Stroke and Distance)

### **Hole #4**

- A. Fence on right is O.B. (Penalty - Stroke and Distance)

### **Hole #5**

- A. Drain on far right is an Obstruction. May take relief within one club length from nearest point of relief, no nearer to the hole. No penalty.
- B. Stakes on left, right and beyond green are O.B.

### **Hole #6**

- A. Stakes on right and left are O.B.
- B. Ball on cart path at green; may take relief on 180-degree arc, no nearer hole. No penalty. BALL ON HILLSIDE MUST BE PLAYED ON HILLSIDE. See Illustration #2.

### **Hole #7**

(No noted Obstructions or play concerns)

### **Hole #8**

- A. Stakes on left are O.B.

**Hole #9**

- A. Roadway on left is O.B.
- B. Brick wall, shrubbery and tunnel behind the green and beyond the cart path are O.B.
- C. Lake on right is played and marked as Lateral Water Hazard (Red stakes)
- D. Planter area on right is considered part of Lateral Water Hazard
- E. Ball resting on brick wall directly behind green should be played under immovable Obstruction relief.
- F. Shrubby on left of green: play ball as it lies or declare it unplayable.

**Hole #10**

- A. Left side of fairway is Lateral Hazard.

**Hole #11**

- A. Fence on right is O.B. Ball lying near or touching fence must be played as it lies or declared unplayable.
- B. Tunnel abutment is Obstruction. Ball lying inside tunnel beyond vertical extension of fence is O.B. Ball must be played from original spot. STROKE AND DISTANCE.
- C. LWH on right.

**Hole #12**

- A. Right and left of fairway and beyond green are O.B. – stakes, chain fence or brick fence are part of O.B.
- B. Free drop from drains on far right and through center of fairway – Free drop – one club length – no closer to hole.

**Hole #13**

- A. Left side of fairway is O.B. Lateral on right side.
- B. Concrete drain on right is in the lateral hazard - 1 stroke penalty.
- C. Play green power box as an Obstruction.

**Hole #14**

- A. Lateral Water Hazard on left.
- B. O.B. on right and left sides.
- C. Beyond path above the green is O.B.
- D. Ball lying off the green near fixed sprinkler heads (right side of green) may be given relief if sprinkler head interferes with the intended line of play. One club relief, no nearer to the hole, no penalty. (LR-4).

**Hole #15**

- A. Lateral Water Hazard on left.
- B. French Drains (on left before lake, left and behind greens) – One club length from nearest point of relief, no nearer to the hole. No penalty.

**Hole #16**

- A. Left of fairway and green is O.B. Ball must be played from original spot. STROKE AND DISTANCE.
- B. Maintenance building and fence on right of green is inside the lateral hazard. Two club lengths from nearest point of relief. One stroke penalty.
- C. Restroom on the right side and below fairway is treated as an immovable object. If the building interferes with your stance or your swing, you get one club length from nearest point of relief. No penalty.
- D. O.B. at the green side left is behind the brick wall.

**Hole #17**

- A. Stakes right and left of fairway are O.B.

**Hole #18**

- A. O.B. on right.
- B. Ball on practice green is O.B.
- C. Lake on left is played as Lateral Water Hazard (Red stakes) but marked as Water Hazard (Yellow stakes of flower bed around water is played as LWH (red stakes).

## USGA AND LOCAL RELIEF RULES

This section identifies playing situations that may require relief, the USGA or Local Rules number governing, and the allowed relief options. The Local Rules apply only to play at San Juan Hills during sanctioned Women’s Club Competitions. The USGA and Local Rules number(s) are provided for reference. When in doubt, refer to the OFFICIAL USGA RULES (<https://www.usga.org/rules-hub.html>).

SITUATION	RULES#	RELIEF
<p><b>AERATION HOLES</b></p> <p>If a ball comes to rest in an aeration-hole, the player may without penalty, lift the ball and clean it. Through the green the player shall drop the ball as near as possible to where it lay, but no nearer to the hole. On the putting green, the player shall place the ball at the nearest spot, no nearer to the hole, which avoids such aeration hole.</p>	<b>LR-1</b>	Lift, Clean and Drop. NPR No nearer the hole.
<p><b>ANIMAL HOLE</b></p> <p>If a ball lies in a hole, cast or runway of a burrowing animal, reptile or bird, and the condition interferes with swing or stance, the player may take relief.</p>	<b>USGA-16</b>	One-club length NPR No nearer the hole
<p><b>BARE GROUND</b></p> <p>Ball resting on bare ground larger than one square foot on fairway only may be lifted and dropped within one club length from the nearest point of relief, no nearer to the hole. No penalty.</p>	<b>LR-2C</b>	One-club length. NPR No nearer the hole.
<p><b>CART PATH</b></p> <p>Played as Obstruction if it interferes with stance or swing. Ball may be dropped within one club length from nearest point of relief, no nearer the hole. No penalty.</p>	<b>USGA-16</b>	One-club length NPR No nearer the hole
<p><b>CASUAL WATER</b></p> <p>If a ball lies in casual water, and the condition interferes with swing or stance, the player may take relief within one club length of the nearest point of relief. There must be an accumulation of water above ground that is visible</p>	<b>USGA-16</b>	One-club length. NPR No nearer the hole.
<p><b>EMBEDDED BALL</b></p> <p>A ball embedded in its own pitch-mark in a “closely mown area” (not rough) may be lifted, cleaned and dropped as near as possible to the original lie, no nearer to the hole. No penalty. (“Closely mown area” means any area of the course, including paths through the rough, cut to fairway height or less.)</p>	<b>USGA-16</b>	Lift, Clean and Drop. NPR No nearer the hole.
<p><b>FALLEN TREES</b></p> <p>Relief is allowed from trees and/or large branches (immovable Obstructions) which have fallen on the course due to recent weather but have not been marked for removal. The ball must be lifted and dropped within <b>one club length</b> of and (a) is not nearer the hole, (b) avoids intervention and (c) is not in a hazard or on a putting green.</p>	<b>LR-3C</b>	One club length. NPR No nearer the hole.

<p><b>FIXED SPRINKLER HEADS</b> Relief is allowed when a fixed sprinkler head intervenes between the player's ball, intended line of play and the hole if the sprinkler is within two club lengths of the green and the player's ball in within two club lengths of the sprinkler.</p>	<p><b>LR-3A</b></p>	<p>One club length NPR No nearer the hole</p>
<p><b>GROUND UNDER REPAIR</b> Ball may be lifted, cleaned and dropped within one club length from nearest point of relief, no nearer to the hole.</p>	<p><b>USGA-16</b></p>	<p>One club length. NPR No nearer the hole.</p>
<p><b>LATERAL WATER HAZARD (RED STAKES)</b> Player has 5 options A. Play the ball as it lies. No penalty. DO NOT GROUND CLUB. – <b>NO PENALTY;</b> B. Replay the shot that went into the hazard from as near the original spot as possible. <b>ONE PENALTY STROKE;</b> C. Find the spot where the ball last crossed the margin of the hazard and take a drop outside the hazard within two club lengths of that spot, no closer to the hole. <b>ONE PENALTY STROKE.</b> D. Drop within two club lengths of a spot on the opposite site of the water hazard that is equidistant to the hole from the point where the ball last crossed the hazard boundary. <b>ONE PENALTY STROKE</b> E. Locate the hole and the spot where the ball last crossed the margin of the hazard, and connect those two points on an imaginary line. Take a drop behind the hazard anywhere along that line. You can drop as far back as you want. <b>ONE PENALTY STROKE.</b></p>	<p><b>USGA-18</b></p>	<p>5 Options: See Illustration #3</p>

<p><b>LOST BALL &amp; OUT OF BOUNDS</b> If the ball is lost (OUTSIDE A WATER HAZARD) or is out of bounds, player must play next stroke as near as possible to spot from which original ball was played. If the stroke is to be played from the "teeing ground," the ball may be teed, otherwise the ball must be dropped. STROKE AND DISTANCE. A ball must not be played if it lies out-of bounds, but a player may stand out of bounds to hit a ball, which is in-bounds.</p>	<p><b>USGA-18</b></p>	<p>Stroke and Distance</p>
<p><b>NATURAL DRAINAGE DITCH, CEMENT DRAIN (V-DITCH), and FRENCH DRAIN</b> Cement drains or v-ditches and other types of drainage ditches are considered immovable Obstructions.</p>	<p><b>(LR-3B)</b></p>	<p>One-club length. NPR No nearer the hole.</p>

<p><b>OBSTRUCTION, IMMOVABLE</b> Interference occurs when the ball lies in or on the Obstruction or so close that the Obstruction interferes with the player’s stance or area of swing. An Obstruction which intervenes on the line of play is not, of itself, interference.</p>	<p><b>USGA-16</b></p>	<p>One-club length. NPR No nearer the hole.</p>
<p><b>PREFERRED LIES</b> The SJHWGA Tournament Chair shall determine whether the course conditions warrant preferred lies for each SJHWGA event. The procedure for preferred lies shall be: Ball lying on a “Fairway” may be lifted, and cleaned without penalty and placed within 6” of where it originally lay, no nearer to the hole, so as to preserve as nearly as possible the stance required to play from the original lie. A ball so lifted is back in play when the player addresses it or, if she does not address it, when she makes the next stroke at it. (LOCAL RULE)</p>	<p><b>LR-6</b></p>	<p>Lift, Clean, and place within 6 inches of original spot, no nearer to hole.</p>
<p><b>ROPES &amp; STAKES</b> Ropes and stakes are movable Obstructions. Any stake <u>EXCEPT O.B.</u> stakes may be removed. If a stake is not readily movable, treat as an immovable Obstruction.</p>	<p><b>USGA-15</b></p>	<p>Move rope or stake</p>
<p><b>STAKED TREES &amp; BUSHES</b> Stakes supporting young trees or the wires supporting the stakes are considered Obstructions. If the stakes or wires interfere with the player’s stance or swing, (not the line of flight), the player may drop the ball within one club length from nearest point of relief, no nearer to the hole. No penalty. The tree is not an Obstruction.</p>	<p><b>USGA-16</b></p>	<p>One-club length. NPR No nearer the hole.</p>
<p><b>STONES IN BUNKERS</b> Stones in bunkers are movable Obstructions.</p>	<p><b>LR-6</b></p>	<p>Remove stone without moving ball.</p>

<p><b>UNPLAYABLE LIE PROCEDURE</b> Player has 3 Options: A player may declare her ball unplayable at any place on the course except when the ball lies in or touches a <u>water hazard</u>. The player is sole judge as to whether her ball is unplayable.</p> <p>Player has 3 Options: A. Play a ball as nearly as possible to the spot from which the original ball was last played. <b>ONE PENALTY STROKE.</b> B. Drop a ball within two (2) club lengths of the spot where the ball lay, no nearer to the hole. <b>ONE PENALTY STROKE; OR</b> C. Drop ball behind the spot where the ball lay, keeping that point directly between hole and the spot on which the ball is dropped,</p>	<p><b>USGA-19</b></p>	<p>3 Options See Illustration #4</p>
--	-----------------------	--



<p>with no limit to how far behind that point the ball may be dropped. <b>ONE PENALTY STROKE.</b></p> <p>If the unplayable ball lies in a bunker, the player may proceed under clause a, b or c. If she elects to proceed under b or c, a ball must be dropped in the bunker. The ball may be cleaned when lifted under this rule</p>		
<p><b>WATER HAZARD (YELLOW STAKES)</b>  Player has 3 options:</p> <p>A. Play the ball as it lies in the hazard. Do not ground your club (two stroke penalty).</p> <p>B. Replay the shot that went into the hazard from as near the original spot as possible. <b>ONE PENALTY STROKE.</b></p> <p>C. Locate the hole and the spot where the ball last crossed the margin of the hazard, and connect those two points with an imaginary line. Take a drop behind the hazard anywhere along the line. You can drop as far back as you want. <b>ONE PENALTY STROKE.</b></p>	<p><b>USGA-17</b></p>	<p>3 Options</p>
<p><b>WET MUD OR OTHER ABNORMAL TEMPORARY GROUND CONDITIONS</b> Relief from wet mud is within one club length from nearest point of relief from the mud, no nearer to the hole. No penalty.</p>	<p><b>LR-3-C</b> <b>LR-3-D</b></p>	<p>One-club length. NPR No nearer the hole.</p>

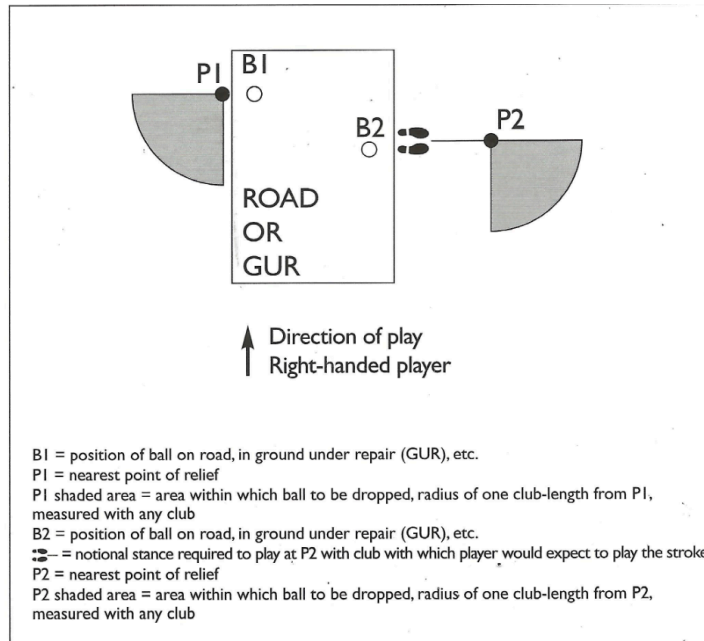
**RULES RELATED TO PROCEDURES OF PLAY**

<p><b>CLEANING BALL</b></p> <p>A ball lifted from anywhere other than the green may always be cleaned <b>except</b> when it is lifted:</p> <p><b><u>To See If It Is Cut or Cracked.</u></b> Cleaning is not allowed.</p> <p><b><u>To Identify It.</u></b> Cleaning is allowed only as needed to identify it.</p> <p><b><u>Because It Interferes with Play.</u></b> Cleaning is not allowed.</p> <p><b><u>To See If It Lies in Condition Where Relief Is Allowed.</u></b> Cleaning is not allowed, unless the player then takes relief under a Rule.</p> <p>If the player cleans their ball when not allowed under this rule, they get <b><i>one penalty stroke</i></b> and must <i>replace</i> the ball if it was lifted.</p>	<p><b>USGA-4, 7, 15, 16</b></p>
<p><b>DROPPING BALL PROCEDURE</b></p> <p>Ball must be let go from knee height so that it falls through the air and does not touch any part of the player’s body or equipment before it hits the ground.</p>	<p><b>USGA-14</b></p>
<p><b>ELECTRONIC MEASURING DEVICES</b></p> <p>Electronic measuring devices including GPS based systems and laser rangefinders, are allowed for all ladies’ club events held at San Juan Hills. Decision 14-3/5.5, permits the use of such devices that measure DISTANCE ONLY. (The measurement of other conditions which may affect play, i.e., gradient (slope) or wind, remains a breach of Rules.</p> <p><b>NEAREST POINT OF RELIEF PROCEDURE</b></p> <p>Using club intended for next swing, find a point nearest to the interference but outside the interference. Mark that spot with a tee. Measure from that point the prescribed number of club lengths. Longest club may be used to measure. The ball is then dropped within the measured area.</p> <p><b>RIGHT OF PLAYERS (DOUBT AS TO PROCEDURE)</b></p> <p>If a rule interpretation is not agreeable to members of a group and doubt exists regarding player’s rights, she may, without penalty, play a second ball as well as the original ball through the hole. Player must identify AT THAT TIME which ball she wishes to score if the procedure is allowed by the committee. Player must report the incident to the committee immediately on the completion of the game for a ruling.</p>	<p><b>LR-5</b></p>

## ILLUSTRATIONS

### Illustration #1: Relief from Immovable Objects

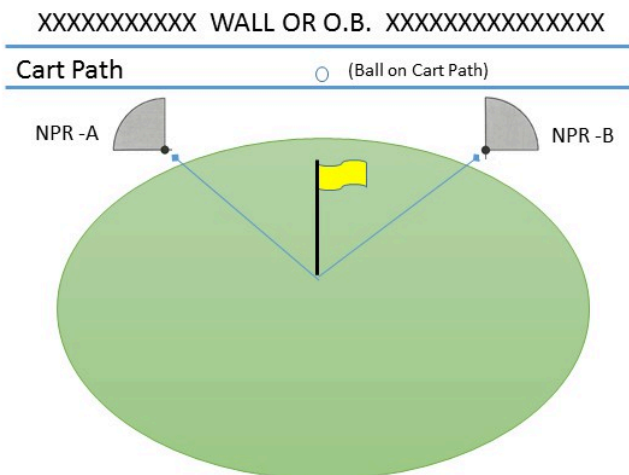
(Ex. Cart path or ground under repair)



### Illustration #2 – Relief from Cart Path

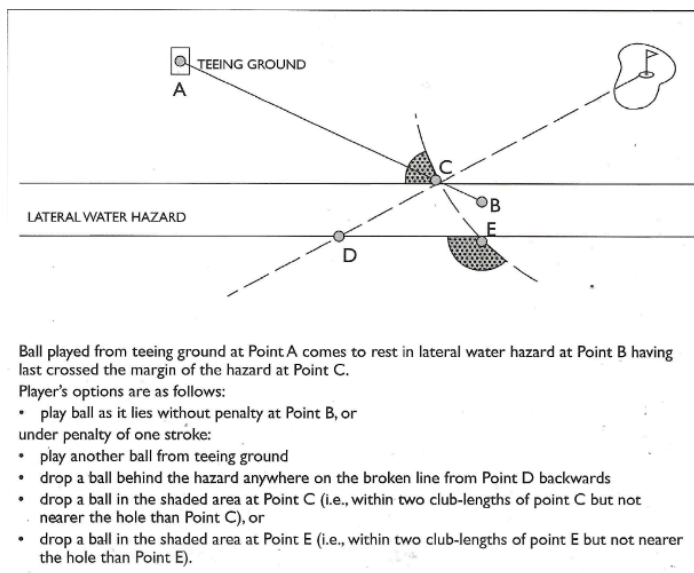
(When Immediate Point of Relief is not usable)

(Ex. Hole #3, Hole #7)



- Ball on cart path can be dropped 1-club length nearest point of relief (NPR) no closer to the hole
- NPR-A and B are options for NPR

### Illustration #3: Procedure for Relief from Lateral Water Hazard (*Red Stake*)



### Illustration #4: Relief from Unplayable Lie

If your ball is in a bunker you may proceed as above, except that if you are dropping back on a line or within two club-lengths, you must drop a ball in the bunker.

