



SAN JUAN HILLS WOMEN'S GOLF CLUB

LOCAL RULES

AND

HOLE BY HOLE RULES PLAYING GUIDE

Updated Jan 2018

SAN JUAN HILLS WOMEN'S GOLF CLUB

LOCAL RULES

AND

HOLE BY HOLE RULES PLAYING GUIDE

TABLE of CONTENTS

<u>SECTIONS</u>	<u>PAGE #S</u>
HOLE BY HOLE PLAYING INFORMATION	1-6
USGA AND LOCAL RELIEF RULES	7-18
RULES RELATED TO PROCEDURE OF PLAY	19-20
ILLUSTRATIONS	21-25

All members of San Juan Hill Women's Golf Club should be aware of and follow the USGA Rules of Golf. When members are competing in tournament play, it is mandatory that all players apply USGA and LOCAL Rules to like situations. It is advisable that all members read and carry a current USGA Rule Book while playing. A searchable version of the USGA Rule Book is also available as a free download on your smart phone.

This document describes local situations and the application of the USGA and LOCAL rules to those situations on a hole-by-hole basis

ABBREVIATIONS AND ACRONYMS

GR (GR):	GENERAL RULE
LR (LR):	LOCAL RULE
LWH (LWH):	LATERAL WATER HAZARD (Red Stakes)
NPR (NPR)	NEAREST POINT OF RELIEF
O.B. (O.B.)	OUT OF BOUNDS
WH (WH):	WATER HAZARD (Yellow Stakes)
USGA (USGA):	UNITED STATES GOLF ASSOCIATION RULES OF GOLF
STROKE AND DISTANCE:	PENALTY ASSESSED TO BALL LOST OR OUT OF BOUNDS. (One Stroke Penalty plus rehit from original spot)
CLOSELY MOWN AREA:	The grass area commonly referred to as “fairway”.

Document Revision History:

- 1983 – Local Rules Creation and Board Approval
- 2011 – Revision (Dean, Church, Healion)
- 2015 – Revision (Fong)
- 2018 - Revision (Hobbs)

HOLE BY HOLE PLAYING INFORMATION

- ❖ All Cart Paths are played as Obstructions - One-Club Length Relief –NPR (USGA Rule 24), no closer to the hole.
- ❖ O.B. defined by white stakes or boundary fences, chains, and walls – replay under Stroke and Distance Penalty procedure (USGA-27)

Hole #1

- A. The Lake, surrounding flower beds, and rock treatments will be played as Water Hazard. Ball going into the “water hazard” has the option of using the “Drop Zone” or replayed according to USGA Rule 26 “Water Hazards”. The use of Drop Zone is only available during weekly games but not major tournaments.
- B. The right side of Lake has red lateral hazard stakes which applies to #9-Hole. Ball entering the lake from Hole #1 should be played under Water Hazard relief options.
- C. Embankment area behind green is O.B. as indicated by the O.B. stakes. Ball replayed from spot where original ball was played. (Penalty - Stroke and Distance).

Hole #2

- A. The left side of fairway is O.B. as indicated by the O.B. stakes. (USGA-27)
- B. Ball on cart path beyond green: may take relief on 180-degree arc or nearest drop circle. No penalty. (see Illustration #2)
- C. Anywhere over the cart path behind the green is O.B. (Penalty - Stroke and Distance).

Hole #3

- A. Lateral Water Hazard on right (USGA-26).
- B. Natural drainage ditch and cement drain on right are Obstructions. (Free Drop). (USGA-24).
- C. Right side of fairway is O.B. (Penalty - Stroke and Distance)

Hole #4

- A. Fence on right is O.B. (USGA-27) (Penalty - Stroke and Distance)

Hole #5

- A. Drain on far right is an Obstruction. May take relief within one club length from nearest point of relief, no nearer to the hole. No penalty.
- B. Stakes on left, right and beyond green are O.B. (USGA-27)

Hole #6

- A. Stakes on right and left are O.B. (USGA-27)
- B. Ball on cart path at green; may take relief on 180-degree arc, no nearer hole. No penalty. BALL ON HILLSIDE MUST BE PLAYED ON HILLSIDE. See Illustration #2.

Hole #7

(No noted Obstructions or play concerns)

Hole #8

- A. Stakes on left are O.B. (USGA-27)

Hole #9

- A. Roadway on left is O.B. (USGA-27).
- B. Brick wall, shrubbery and tunnel behind the green and beyond the cart path are O.B. (USGA-27).
- C. Lake on right is played and marked as Lateral Water Hazard (Red stakes) (USGA-26).
- D. Planter area on right is considered part of Lateral Water Hazard (USGA-26)
- E. Ball resting on brick wall directly behind green should be played under immovable Obstruction relief. (USGA-24).
- F. Shrubby on left of green: play ball as it lies or declare it unplayable (USGA-28).

Hole #10

- A. LWH on Left (USGA-26).
- B. Pump shack on right – played as an Obstruction. (USGA-24)
- C. LWH on right. (USGA-26)

Hole #11

- A. Fence on right is O.B. (USGA-27). Ball lying near or touching fence must be played as it lies or declared unplayable.
- B. Tunnel abutment is Obstruction. (USGA-24). Ball lying inside tunnel beyond vertical extension of fence is O.B. Ball must be played from original spot. STROKE AND DISTANCE.
- C. LWH on left (USGA-26).

Hole #12

- A. Right and left of fairway and beyond green are O.B. – stakes, chain fence or brick fence are part of O.B. (USGA-27).
- B. Free drop from drains on far right and through center of fairway – Free drop – one club length – no closer to hole.

Hole #13

- A. Left side of fairway is O.B. Lateral on right side. (USGA-27).
- B. Concrete drain on right is an Obstruction. May take relief. No penalty. (USGA-27).
- C. Play green power box as an Obstruction.

Hole #14

- A. LWH on left. (USGA-26).
- B. O.B. on right and left sides (USGA-27).
- C. Beyond path above the green is O.B.
- D. Ball lying off the green near fixed sprinkler heads (right side of green) may be given relief if sprinkler head interferes with the intended line of play. One club relief, no nearer to the hole, no penalty. (LR-4).

Hole #15

- A. O.B. on right and left sides (USGA-27).
- B. LWH on left. (USGA-26).
- C. French Drains (on left before lake, left and behind greens) – One club length from nearest point of relief, no nearer to the hole. No penalty.

Hole #16

- A. Both left and right of fairway, beyond and below green is O.B. (USGA-27). Ball must be played from original spot. STROKE AND DISTANCE.
- B. Maintenance building and fence on right of green is inside the lateral hazard. Relief should be taken accordingly (USGA-26).
- C. Roadway to right of fairway and below and right of green (INSIDE O.B. STAKE ONLY) relief for stance and swing is within one club length from nearest point of relief. No penalty.
- D. Restroom adjacent to Hole-#12 is O.B. Take note of where the O.B. markers lie. (USGA-27)
- E. Drain area (left side), before and at the end of brick wall is an Obstruction. (USGA-24).
- F. O.B. at the green side left is behind the brick wall (USGA-27)

Hole #17

- A. Stakes right and left of fairway are O.B. (USGA-27).
- B. Cement drain on left is an Obstruction. (USGA-24). One club length, no nearer to the hole. No penalty.

Hole #18

- A. O.B. on right (USGA-27).
- B. Ball on practice green is O.B.
- C. Lake on left is played as LWH (Red stakes) but marked as WH (Yellow stakes of flower bed around water is played as LWH (red stakes) (USGA-26).

USGA AND LOCAL RELIEF RULES

This section identifies playing situations that may require relief, the USGA or Local Rules number governing, and the allowed relief options. The Local Rules apply only to play at San Juan Hills during sanctioned Women's Club Competitions. The USGA and Local Rules number are provided for reference. When in doubt, refer to the OFFICIAL USGA RULE BOOK.

SITUATION	RULES#	RELIEF
<p>AERATION HOLES If a ball comes to rest in an aeration-hole, the player may without penalty, lift the ball and clean it. Through the green the player shall drop the ball as near as possible to where it lay, but no nearer to the hole. On the putting green, the player shall place the ball at the nearest spot, no nearer to the hole, which avoids such aeration hole.</p>	<p>LR-1</p>	<p>Lift, Clean and Drop. Nearest point of relief. No closer to hole.</p>
<p>ANIMAL HOLE If a ball lies in a hole, cast or runway of a burrowing animal, reptile or bird, and the condition interferes with swing or stance, the player may take relief.</p>	<p>USGA-25 Abnormal Ground Condition</p>	<p>One-club length NPR No nearer the hole</p>

SITUATION	RULES#	RELIEF
<p>BARE GROUND Ball resting on bare ground larger than one square foot on closely mown grass (fairway only) may be lifted and dropped within one club length from the nearest point of relief, no nearer to the hole. No penalty.</p>	<p>LR-2C</p>	<p>One-club length. NPR No nearer the hole.</p>
<p>CART PATH Played as Obstruction if it interferes with stance or swing. Ball may be dropped within one club length from nearest point of relief, no nearer the hole. No penalty.</p>	<p>USGA-24 Obstructions</p>	<p>One-club length NPR No nearer the hole</p>
<p>CASUAL WATER If a ball lies in casual water, and the condition interferes with swing or stance, the player may take relief within one club length of the nearest point of relief. There must be an accumulation of water above ground that is visible</p>	<p>USGA-25 Abnormal Ground Condition</p>	<p>One-club length. NPR No nearer the hole.</p>

SITUATION	RULES#	RELIEF
<p>EMBEDDED BALL A ball embedded in its own pitch-mark in a “closely mown area” (not rough) may be lifted, cleaned and dropped as near as possible to the original lie, no nearer to the hole. No penalty. (“Closely mown area” means any area of the course, including paths through the rough, but to fairway height or less.)</p>	<p>USGA-25 Abnormal Ground Condition</p>	<p>Lift, Clean and Drop. NPR No closer to hole.</p>
<p>FALLEN TREES Relief is allowed from trees and/or large branches (immovable Obstructions) which have fallen on the course due to recent weather but have not been marked for removal. The ball must be lifted and dropped within one club-length of and (a) is not nearer the hole, (b) avoids intervention and (c) is not in a hazard or on a putting green.</p>	<p>LR-3C</p>	<p>One-club length. NPR No nearer the hole.</p>

SITUATION	RULES#	RELIEF
<p>FIXED SPRINKLER HEADS Relief is allowed when a fixed sprinkler head intervenes between the player's ball, intended line of play and the hole if the sprinkler is within two club lengths of the green and the player's ball in within two club lengths of the sprinkler.</p>	<p>LR-3A</p>	<p>One-club length NPR No nearer the hole</p>
<p>GROUND UNDER REPAIR Ball may be lifted, cleaned and dropped within one club length from nearest point of relief, no nearer to the hole.</p>	<p>USGA-25 Abnormal Ground Condition</p>	<p>One-club length. NPR No nearer the hole.</p>
<p>LATERAL WATER HAZARD (RED STAKES) Player has 5 options A. Play the ball as it lies. No penalty. DO NOT GROUND CLUB. – NO PENALTY; B. Replay the shot that went into the hazard from as near the original spot as possible. ONE PENALTY STROKE;</p>	<p>USGA-26</p>	<p>5 Options: See Illustration #3</p>

SITUATION	RULES#	RELIEF
<p>LATERAL WATER HAZARD (RED STAKES)</p> <p>C. Find the spot where the ball last crossed the margin of the hazard and take a drop outside the hazard within two club lengths of that spot, no closer to the hole. ONE PENALTY STROKE.</p> <p>D. Drop within two club lengths of a spot on the opposite site of the water hazard that is equidistant to the hole from the point where the ball last crossed the hazard boundary. ONE STROKE PENALTY; and</p> <p>E. Locate the hole and the spot where the ball last crossed the margin of the hazard, and connect those two points on an imaginary line. Take a drop behind the hazard anywhere along that line. You can drop as far back as you want. ONE STROKE PENALTY.</p>	<p>USGA-26</p>	<p>5 Options See Illustration #3</p>

SITUATION	RULES#	RELIEF
<p>LOST BALL & OUT OF BOUNDS If the ball is lost (OUTSIDE A WATER HAZARD) or is out-of-bounds, player must play next stroke as near as possible to spot from which original ball was played. If the stroke is to be played from the “teeing ground,” the ball may be teed,” otherwise the ball must be dropped. STROKE AND DISTANCE. A ball must not be played if it lies out-of bounds, but a player may stand out-of-bounds to hit a ball, which is in-bounds.</p>	USGA-27	Stroke and Distance
<p>NATURAL DRAINAGE DITCH, CEMENT DRAIN (V-DITCH), and FRENCH DRAIN Cement drains or v-ditches and other types of drainage ditches are considered immovable Obstructions.</p>	(LR-3B)	One-club length. NPR No nearer the hole.

SITUATION	RULES#	RELIEF
<p>OBSTRUCTION, IMMOVABLE Interference occurs when the ball lies in or on the Obstruction or so close that the Obstruction interferes with the player's stance or area of swing. An Obstruction which intervenes on the line of play is not, of itself, interference.</p>	<p>USGA-24</p>	<p>One-club length. NPR No nearer the hole.</p>
<p>OUT-OF-BOUNDS If the ball is lost out-of-bounds, player must play next stroke as near as possible to spot from which original ball was played. If the stroke is to be played from the "teeing ground," the ball may be teed," otherwise the ball must be dropped. STROKE AND DISTANCE. A ball must not be played if it lies out-of bounds, but a player may stand out-of-bounds to hit a ball, which is in-bounds.</p>	<p>USGA-27</p>	<p>Stroke and Distance</p>

SITUATION	RULES#	RELIEF
<p>PREFERRED LIES</p> <p>The SJHWGA Tournament Chair shall determine whether the course conditions warrant preferred lies for each SJHWGA event. The procedure for preferred lies shall be:</p> <p>Ball lying on a “Fairway” may be lifted, and cleaned without penalty and placed within 6” of where it originally lay, no nearer to the hole, so as to preserve as nearly as possible the stance required to play from the original lie. A ball so lifted is back in play when the player addresses it or, if she does not address it, when she makes the next stroke at it. (LOCAL RULE)</p>	LR-6	Lift, Clean, and place within 6 inches of original spot, no closer to hole.
<p>ROPES & STAKES</p> <p>Ropes and stakes are movable Obstructions. Any stake <u>EXCEPT O.B.</u> stakes may be removed. If a stake is not readily movable, treat as an immovable Obstruction.</p>	USGA-24	Move rope or stake

SITUATION	RULES#	RELIEF
<p>STAKED TREES & BUSHES (Obstruction) Stakes supporting young trees or the wires supporting the stakes are considered Obstructions. If the stakes or wires interfere with the player's stance or swing, (not the line of flight), the player may drop the ball within one club length from nearest point of relief, no nearer to the hole. No penalty. The tree is not an Obstruction.</p>	<p>USGA-24</p>	<p>One-club length. NPR No nearer the hole.</p>
<p>STONES IN BUNKERS Stones in bunkers are movable Obstructions.</p>	<p>LR-6</p>	<p>Remove stone without moving ball.</p>

SITUATION	RULES#	RELIEF
<p>UNPLAYABLE LIE PROCEDURE Player has 3 Options: A player may declare her ball unplayable at any place on the course except when the ball lies in or touches a <u>water hazard</u>. The player is sole judge as to whether her ball is unplayable.</p> <p>A. Play a ball as nearly as possible to the spot from which the original ball was last played. ONE STROKE PENALTY. (USGA Rule 20-5)</p> <p>B. Drop a ball within two (2) club lengths of the spot where the ball lay, no nearer to the hole. ONE STROKE PENALTY; OR</p> <p>C. Drop ball behind the spot where the ball lay, keeping that point directly between hole and the spot on which the ball is dropped, with no limit to how far behind that point the ball may be dropped. ONE STROKE PENALTY.</p>	<p>USGA-28</p>	<p>3 Options See Illustration #4</p>

SITUATION	RULES#	RELIEF
<p>UNPLAYABLE LIE PROCEDURE If the unplayable ball lies in a bunker, the player may proceed under clause a, b or c. If she elects to proceed under b or c, a ball must be dropped in the bunker. The ball may be cleaned when lifted under this rule.</p>	USGA-28	3 Options See Illustration #4

SITUATION	RULES#	RELIEF
<p>WATER HAZARD (YELLOW STAKES) Player has 3 options:</p> <p>A. Play the ball as it lies in the hazard. Do not ground your club. If you do, it is a two stroke penalty.</p> <p>B. Replay the shot that went into the hazard from as near the original spot as possible. ONE STROKE PENALTY.</p> <p>C. Locate the hole and the spot where the ball last crossed the margin of the hazard, and connect those two points with an imaginary line. Take a drop behind the hazard anywhere along the line. You can drop as far back as you want. ONE STROKE PENALTY.</p>	<p>USGA-26</p>	<p>3 Options</p>
<p>WET MUD OR OTHER ABNORMAL TEMPORARY GROUND CONDITIONS</p> <p>Relief from wet mud is within one club length from nearest point of relief from the mud, no nearer to the hole. No penalty.</p>	<p>LR-3-C LR3-D</p>	<p>One-club length. NPR No nearer the hole.</p>

RULES RELATED TO PROCEDURES OF PLAY

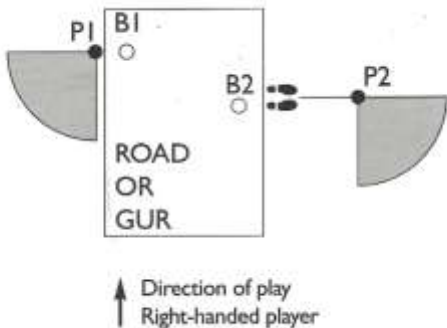
<p>CLEANING BALL A ball may not be cleaned each time the rules allow it to be lifted (unless stated as “Lift, Clean, and Place/Drop”).</p>	USGA-21
<p>DROPPING BALL PROCEDURE Player shall stand erect, hold ball at arm’s length and shoulder height, then drop ball so it hits ground within the prescribed clubs (s) length of relief. Ball must be re-dropped if it rolls closer to the hole; rolls more than two club lengths, rolls into water hazard or out-of-bounds, onto a putting green; hits a player or equipment. No penalty. Player must place ball after the second drop where it hit the ground on the second drop.</p>	USGA-20
<p>ELECTRONIC MEASURING DEVICES Electronic measuring devices including GPS based systems and laser rangefinders, are allowed for all ladies’ club events held at San Juan Hills. Decision 14-3/5.5, permits the use of such devices that measure DISTANCE ONLY. (The measurement of other conditions which may affect play, i.e., gradient (slope) or wind, remains a breach of Rules 14-3.) (LOCAL RULE – Adopted June 11, 2007).</p>	LR-5

RULES RELATED TO PROCEDURES OF PLAY

<p>NEAREST POINT OF RELIEF PROCEDURE Using club intended for next swing, find a point nearest to the interference but outside the interference. Mark that spot with a tee. Measure from that point the prescribed number of club lengths. Longest club may be used to measure. The ball is then dropped within the measured</p>	
<p>RIGHT OF PLAYERS (DOUBT AS TO PROCEDURE) If a rule interpretation is not agreeable to members of a group and doubt exists regarding player's rights, she may, without penalty, play a second ball as well as the original ball through the hole. Player must identify AT THAT TIME which ball she wishes to score if the procedure is allowed by the committee. Player must report the incident to the committee immediately on the completion of the game for a ruling.</p>	USGA 3-3

ILLUSTRATIONS

Illustration #1: Relief from Immovable Objects (Ex. Cart path or ground under repair)



B1 = position of ball on road, in ground under repair (GUR), etc.

P1 = nearest point of relief

P1 shaded area = area within which ball to be dropped, radius of one club-length from P1, measured with any club

B2 = position of ball on road, in ground under repair (GUR), etc.

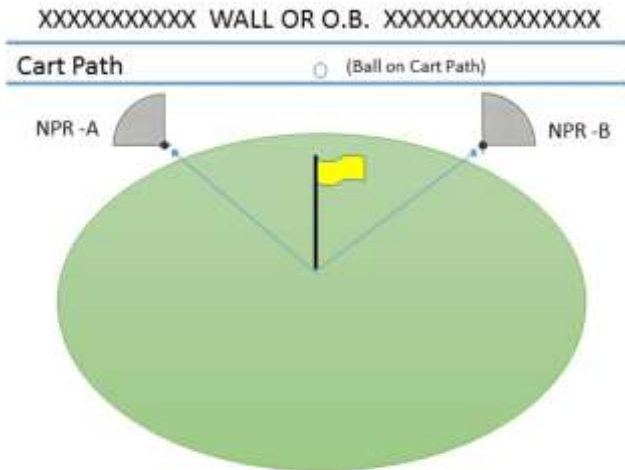
— = notional stance required to play at P2 with club with which player would expect to play the stroke

P2 = nearest point of relief

P2 shaded area = area within which ball to be dropped, radius of one club-length from P2, measured with any club

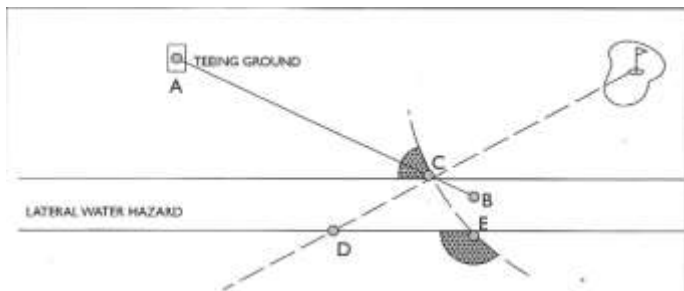
Illustration #2 – Relief from Cart Path
(When Immediate Point of Relief is not usable)

(Ex. Hole #3, Hole #7)



- Ball on cart path can be dropped 1-club length nearest point of relief (NPR) no closer to the hole
- NPR-A and B are options for NPR

Illustration #3: Procedure for Relief from Lateral Water Hazard (*Red Stake*)



Ball played from teeing ground at Point A comes to rest in lateral water hazard at Point B having last crossed the margin of the hazard at Point C.

Player's options are as follows:

- play ball as it lies without penalty at Point B, or under penalty of one stroke:
- play another ball from teeing ground
- drop a ball behind the hazard anywhere on the broken line from Point D backwards
- drop a ball in the shaded area at Point C (i.e., within two club-lengths of point C but not nearer the hole than Point C), or
- drop a ball in the shaded area at Point E (i.e., within two club-lengths of point E but not nearer the hole than Point E).

Illustration #4: Relief from Unplayable Lie

If your ball is in a bunker you may proceed as above, except that if you are dropping back on a line or within two club-lengths, you must drop a ball in the bunker;

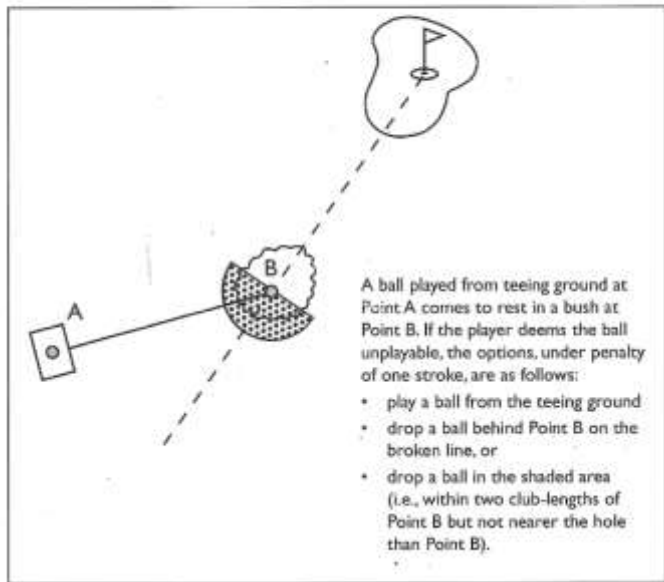


Illustration #5: When to Re-Drop Ball



1. Ball rolls and comes to rest in a hazard
2. Ball rolls out of and comes to rest outside a hazard.
3. Ball rolls on to and comes to rest on a putting green.
4. Ball rolls and comes to rest out of bounds.
5. Ball rolls back into and comes to rest in condition (GUR)
6. Ball rolls and comes to rest nearer to the hole than its original position or the nearest point of relief.
7. Ball rolls and comes to rest more than two club-lengths away.
8. Ball rolls and comes to rest nearer the hole than the appropriate reference point.